

Moravian Ministries Foundation in America

Data as of March 31, 2025

Hybrid

Fund Overview

Fund Assets Under Management

\$10.77mil

Annual Investment Management Costs

Please contact the Foundation office or your local representative for more information regarding fees and investment management costs.

Description

The portfolio seek to obtain growth over stability of principal. As such, the portfolio will experience fluctuation in market value with meaningful exposure to investments focused on growth. The portfolio will invest in liquid (e.g. mutual funds & exchange-traded funds) assets.

About Performance

The investment results depicted herein represent historical Net performance after the deduction of investment management costs.

Annual, cumulative and annualized total returns are calculated assuming reinvestment of dividends and income plus capital appreciation. Performance for periods greater than one year is annualized. The performance data presented has been prepared by the fund or its sponsor.

Past performance is not a guarantee of future results.

Information Disclosures: The underlying data has been obtained from sources the Foundation believes to be reliable but we do not guarantee their accuracy, and any such information may be incomplete or condensed. This evaluation is for informational purposes only and is not intended to be an offer, solicitation, or recommendation with respect to the purchase or sale of any security or a recommendation of the services supplied by any money management organization.

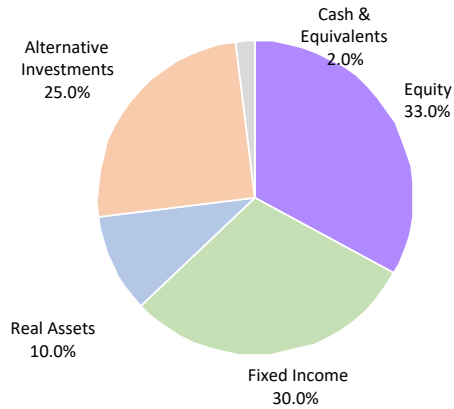
The Hybrid Benchmark consists of 33% MSCI ACWI Net, 30% Bloomberg US Aggregate, 6.7% MSCI World Core Infrastructure Hedged, 3.3% Barclays CTA, 15% HFRX Equity Hedge, 10% Cambridge Private Equity, and 2% FTSE Treasury 3-Month T-bill.

Further information, including current Portfolio size, performance, fees, and information pertaining to underlying holdings & investments, can be obtained from the Foundation office by contacting 336-725-2589,

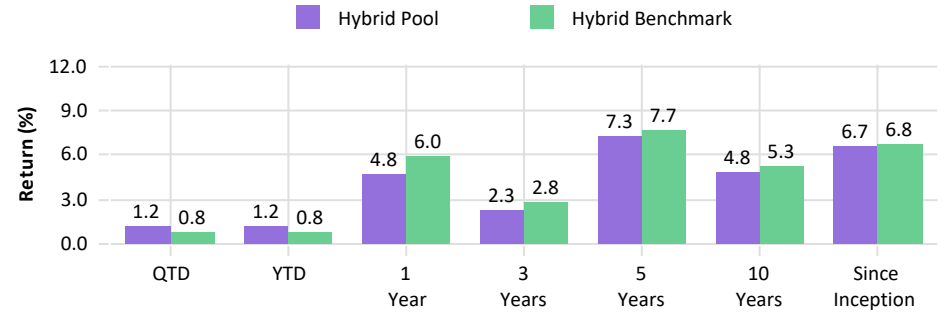
Moravian Ministries Foundation in America
119 Brookstown Avenue, Suite 305
Winston-Salem, NC 27101



Target Asset Allocation

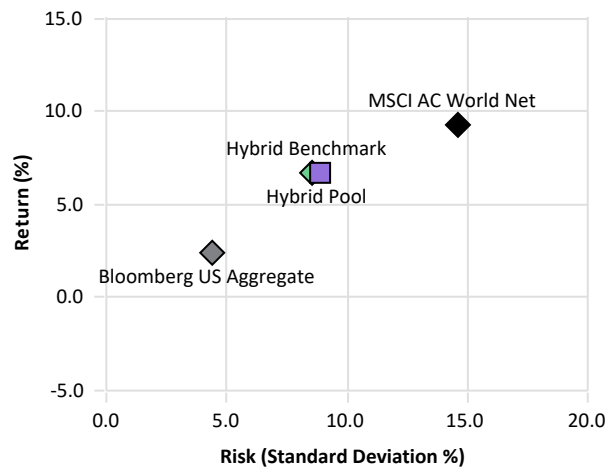


Multi-Period Performance Analysis



| | QTD | YTD | 1 Year | 3 Years | 5 Years | 10 Years | Since Feb 2010 |
|------------------|------|------|--------|---------|---------|----------|----------------|
| Hybrid Pool | 1.15 | 1.15 | 4.77 | 2.26 | 7.34 | 4.82 | 6.67 |
| Hybrid Benchmark | 0.84 | 0.84 | 5.98 | 2.78 | 7.69 | 5.32 | 6.77 |

Since Feb 2010 Risk / Return Performance Analysis



| | Return | Standard Deviation | Sharpe Ratio | Maximum Drawdown | Alpha | Beta |
|------------------------|--------|--------------------|--------------|------------------|-------|------|
| Hybrid Pool | 6.67 | 8.93 | 0.63 | -19.87 | -0.30 | 1.04 |
| MSCI AC World Net | 9.33 | 14.65 | 0.60 | -25.63 | -1.47 | 1.66 |
| Bloomberg US Aggregate | 2.43 | 4.39 | 0.28 | -17.18 | 0.97 | 0.22 |
| Hybrid Benchmark | 6.77 | 8.56 | 0.66 | -19.59 | 0.00 | 1.00 |