

Moravian Ministries Foundation in America

Data as of March 31, 2025

Growth

Fund Overview

Fund Assets Under Management

\$138.67mil

Annual Investment Management Costs

Please contact the Foundation office or your local representative for more information regarding fees and investment management costs.

Description

The portfolio seek to obtain growth over stability of principal. As such, the portfolio will experience fluctuation in market value with meaningful exposure to investments focused on growth. The portfolio will invest in both liquid (e.g. mutual funds & exchange-traded funds) and illiquid (e.g. hedge funds & private capital) assets.

About Performance

The investment results depicted herein represent historical Net performance after the deduction of investment management costs. Annual, cumulative and annualized total returns are calculated assuming reinvestment of dividends and income plus capital appreciation. Performance for periods greater than one year is annualized. The performance data presented has been prepared by the fund or its sponsor.

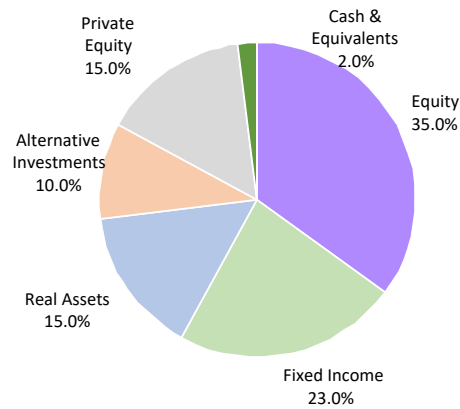
Past performance is not a guarantee of future results.

Information Disclosures: The underlying data has been obtained from sources the Foundation believes to be reliable but we do not guarantee their accuracy, and any such information may be incomplete or condensed. This evaluation is for informational purposes only and is not intended to be an offer, solicitation, or recommendation with respect to the purchase or sale of any security or a recommendation of the services supplied by any money management organization.

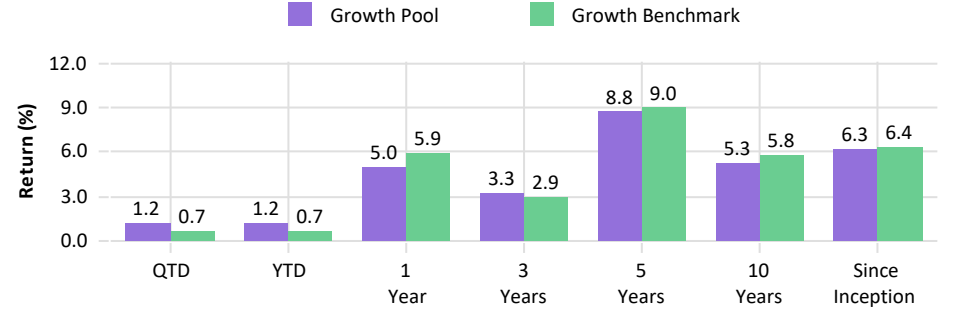
The Growth Benchmark consists of 35% MSCI ACWI Net, 23% Bloomberg US Aggregate, 7.5% MSCI World Core Infrastructure Hedged, 7.5% Barclays CTA, 10% HFRX Equity Hedge, 15% Cambridge Private Equity, and 2% FTSE Treasury 3-Month T-bill.

Further information, including current Portfolio size, performance, fees, and information pertaining to underlying holdings & investments, can be obtained from the Foundation office by contacting 336-725-2589, Moravian Ministries Foundation in America 119 Brookstown Avenue, Suite 305 Winston-Salem, NC 27101

Target Asset Allocation

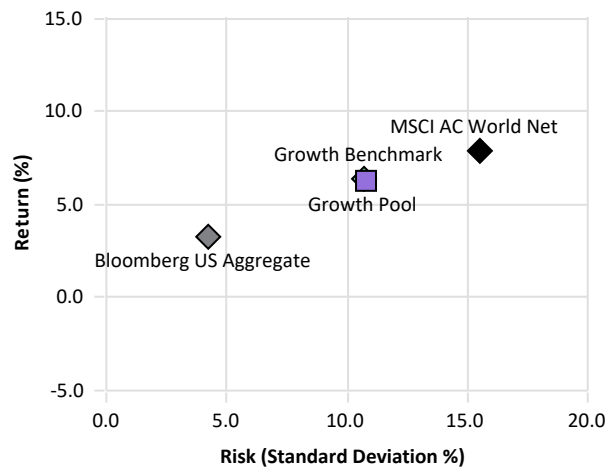


Multi-Period Performance Analysis



	QTD	YTD	1 Year	3 Years	5 Years	10 Years	Since Jul 2004
Growth Pool	1.21	1.21	5.01	3.28	8.77	5.29	6.27
Growth Benchmark	0.70	0.70	5.91	2.94	8.98	5.84	6.38

Since Jul 2004 Risk / Return Performance Analysis



	Return	Standard Deviation	Sharpe Ratio	Maximum Drawdown	Alpha	Beta
Growth Pool	6.27	10.80	0.47	-42.88	-0.10	1.00
MSCI AC World Net	7.86	15.53	0.46	-54.92	-0.70	1.40
Bloomberg US Aggregate	3.24	4.21	0.39	-17.18	2.52	0.12
Growth Benchmark	6.38	10.74	0.48	-42.49	0.00	1.00

